

# TRIBUTARY SHORT-INTERMEDIATE BOND FUND

## Institutional Shares

For period ended September 30, 2010

### Objective

The Fund seeks to maximize total returns in a manner consistent with the generation of current income, preservation of capital and reduced price volatility.

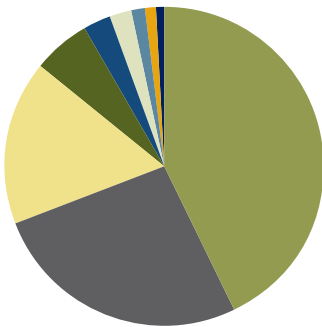
### Strategy

The Fund invests at least 80% of its assets in fixed-income securities including U.S. Treasury and government-agency bonds, corporate bonds, mortgage- and asset-backed securities and other debt obligations. The Adviser selects securities based on its longer-term view of the economic cycle, relative value analysis among and within sectors, and issuer-specific factors. The Fund seeks to be diversified across sectors and will invest predominantly in investment grade debt securities.

### Top 10 Holdings\*

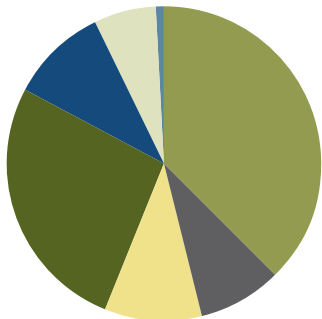
U.S. Treasury Note, 2.63%	12/31/2014	8.6%	Federal Home Loan Mortgage Corp. REMIC, 4.00%	3/15/2020	2.0%
U.S. Treasury Note, 1.75%	11/15/2011	8.3%	U.S. Treasury Inflation Indexed Note, 1.63%	1/15/2015	2.0%
U.S. Treasury Bill, 0.00%	12/09/2010	3.6%	Federal National Mortgage Association REMIC, 5.50%	11/25/2034	1.8%
U.S. Treasury Note, 2.75%	10/31/2013	2.7%	Federal Home Loan Mortgage Corp., 4.50%	12/15/2017	1.7%
Regions Bank, 3.25%	12/9/2011	2.1%	Federal Home Loan Mortgage Corp., 4.50%	7/15/2013	1.6%

### Sector Analysis\*



Corporate Bonds and Notes	43.0%
U.S. Treasury Securities	26.3%
Mortgage Related	16.6%
U.S. Government Agency Mortgage-Backed Securities	5.8%
Agencies	2.9%
Cash Equivalents	2.1%
Municipals	1.4%
Mutual Funds	1.3%
Other	0.6%

### Credit Quality\*



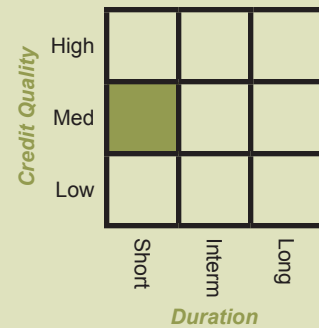
Govt/Agency	37.8%
AAA	8.4%
AA	10.1%
A	26.7%
BBB	9.9%
<BBB	6.6%
Other/Not Rated	0.5%

These characteristics represent the underlying securities in the portfolio.

\* The top ten holdings, industry sectors, and asset allocation are presented to illustrate examples of the securities that the Fund has bought and the diversity of areas in which the Fund may invest, and may not be representative of the Fund's current or future investments. The top ten holdings do not include money market instruments. The top ten holdings and the sector analysis percentage are based on total investments. Portfolio holdings are subject to change and should not be considered investment advice.

For additional information see the reverse side.

### Morningstar® Style Box



OVERALL MORNINGSTAR RATING™ ★★★★★

3-YEAR MORNINGSTAR RATING™ ★★★★★

Out of 380 Short-Term Bond funds as of 9/30/2010. Based on risk-adjusted returns. The Overall Morningstar Rating™ for a fund is derived from a weighted average of the performance figures associated with its three-, five- and ten-year (if applicable) Morningstar Rating™ metrics.†

### Manager Commentary

Financial assets across the risk spectrum posted generous returns in the third quarter, with U.S. Treasury yields falling even as corporate credit spreads compressed and equities posted double-digit percentage gains. The improved results compared to the prior quarter were driven primarily by an apparent resolution of the European sovereign debt panic that flared up in April. The Fund's outperformance for the quarter came from our overweight in corporate credit and private-label MBS, as well as the related yield advantage versus the index. Our lower-quality bias within the credit sector also benefitted returns as corporate financial health continued to improve. The primary detractor from performance was our shorter duration position compared to the benchmark.

Our investment thesis remains largely intact from earlier this year. We believe the most likely outcome is a slow but steady recovery with "fits and starts," and as such will remain overweight in spread product with a selective bias towards lower-quality names. Although our short duration position detracted from the Fund's performance over recent quarters, we remain confident that the risk/reward balance is in our favor and will maintain our position versus the index. As always, we remain committed to managing to longer term trends and finding value in individual security selection.

• Not FDIC Insured	• May Lose Value
	• No Bank Guarantee

# TRIBUTARY SHORT-INTERMEDIATE BOND FUND

## Institutional Shares

For period ended September 30, 2010

### Key Fund Facts\*

Ticker	FOSIX
Inception Date	January 1, 1991
Net Assets	\$70,238,230
Net Asset Value (NAV)	\$9.61
Monthly Dividend	\$0.0768
Weighted Average Maturity	3.14 Years
Effective Duration	1.97 Years
Sec 30-Day Yield <sup>2</sup>	2.74%

\* These characteristics represent the underlying securities in the portfolio. Portfolio composition is subject to change.

### Fund Managers

Ronald Horner, Travis Nordstrom, CFA and Mary Anne Mullen, CFA

### Fund Adviser

The Fund's Adviser is Tributary Capital Management, LLC ("Tributary"), a wholly-owned subsidiary of First National of Nebraska, Inc. Tributary is headquartered in Omaha, Nebraska with an additional location in Fort Collins, CO. Tributary is a SEC registered investment adviser and provides investment advisory services to individuals, investment companies and other institutions. As of September 30, 2010, Tributary had approximately \$1.5 billion in assets under management.

### What You Should Know Before Investing

Short- or intermediate-term investment grade bonds offer less risk and generally a lower rate of return than longer-term higher yielding bonds. The Fund is subject to the risk that principal value reacts in opposition to the movement of interests rates and that a rising interest rate environment increases the risk of loss of principal. Fixed income is subject to credit risk, market risk, interest rate risk and prepayment risk. The Fund's share price and yield will be affected by interest rate movements, with bond prices generally moving in the opposite direction from interest rates. Credit risk refers to the bond issuers ability to make timely payments of principal and interest.

### Performance (vs. benchmark)

Total Returns as of 9/30/10	Aggregate		Average Annual			
	Quarter	YTD	1 Year	3 Year	5 Year	10 Year
<b>Tributary Short-Intermediate Bond Fund</b>	1.86%	4.31%	5.48%	4.99%	4.52%	4.57%
Barclays Capital U.S. Government/Credit 1-5 Year Index <sup>1</sup>	1.66%	4.70%	5.15%	5.69%	5.30%	5.25%

Total Return is based on net change in net asset value assuming reinvestment of distributions. Performance shown includes the reinvestment of all dividends and other distributions.

### Expense Ratio

(Current\*/Prospectus Gross/Prospectus Net) 0.79% / 1.19% / 0.95%

\* Reflects the annualized expense ratio for April 1, 2010 to September 30, 2010.

*Past performance does not guarantee future results. The performance data quoted represents past performance and current returns may be lower or higher. The investment return and principal value will fluctuate so that an investor's shares, when redeemed may be worth more or less than the original cost. To obtain performance information current to the most recent month end, please visit [www.tributaryfunds.com](http://www.tributaryfunds.com) or call 800-662-4203.*

*Investment performance reflects contractual fee waivers in effect for certain periods. Without these fee waivers, the performance would have been lower.*

### Calendar Year Returns

	2000	2001	2002	2003	2004	2005	2006	2007	2008	2009
<b>Tributary Short-Intermediate Bond Fund</b>	8.79%	4.74%	9.11%	3.24%	1.84%	1.17%	3.86%	5.23%	2.58%	6.18%
Barclays Capital U.S. Government/Credit 1-5 Year Index <sup>1</sup>	8.91%	9.03%	8.12%	3.35%	1.85%	1.44%	4.22%	7.27%	5.13%	4.62%

*An investor should consider the Fund's investment objectives, risks, and charges and expenses carefully before investing or sending any money. This and other important information about the investment company can be found in the Fund's prospectus. To obtain a prospectus, call 800-662-4203 or visit [www.tributaryfunds.com](http://www.tributaryfunds.com). Please read the prospectus carefully before investing.*

*If you are a participant in a company-sponsored retirement plan, please contact your plan administrator or employer with any questions about your plan.*

*The Tributary Funds are distributed by Northern Lights, LLC, Member FINRA, which is not affiliated with Tributary Capital Management, LLC or any of its affiliates.*

<sup>1</sup> Barclays Capital U.S. Government/Credit 1-5 Year Index is an unmanaged index which measures the performance of U.S. Treasury and agency securities, and corporate bonds with 1-5 year maturities. The index does not reflect the fees and expenses associated with a mutual fund. Investors cannot invest directly in an index.

<sup>2</sup> The Fund's Adviser is voluntarily reimbursing a portion of the Fund's expenses. If the Adviser had not reimbursed such expenses, the SEC 30-Day Yield would have been 2.52%.

<sup>†</sup> © 2009. Morningstar, Inc. All Rights Reserved. The information, data, analyses and opinions contained herein (1) include the confidential and proprietary information of Morningstar, (2) may not be copied or redistributed, (3) do not constitute investment advice offered by Morningstar, (4) are provided solely for informational purposes and therefore are not an offer to buy or sell a security, and (5) are not warranted to be correct, complete or accurate. Except as otherwise required by law, Morningstar shall not be responsible for any trading decisions, damages or other losses resulting from, or related to, this information, data, analysis or opinions or their use.

For each fund with at least a three-year history, Morningstar calculates a Morningstar Rating™ based on a Morningstar Risk-Adjusted Return measure that accounts for variation in a fund's monthly performance (including the effects of sales charges, loads, and redemption fees), placing more emphasis on downward variations and rewarding consistent performance. The top 10% of the funds in each category receive 5 stars, the next 22.5% receive 4 stars, the next 35% receive 3 stars, the next 22.5% receive 2 stars and the bottom 10% receive 1 star. (Each share class is counted as a fraction of one fund within the scale and rated separately, which may cause slight variations in the distribution percentages). For the period ended September 30, 2010, the Fund received 4, 3 and 4 stars out of 380, 328 and 183 Short-Term Bond funds for the three-, five- and ten-year periods, respectively.